



MINING
PRIVATE
EQUITY

Desenvolvimentos de Projetos via Fundos de Investimentos

BRAZIL IS A MINING COUNTRY

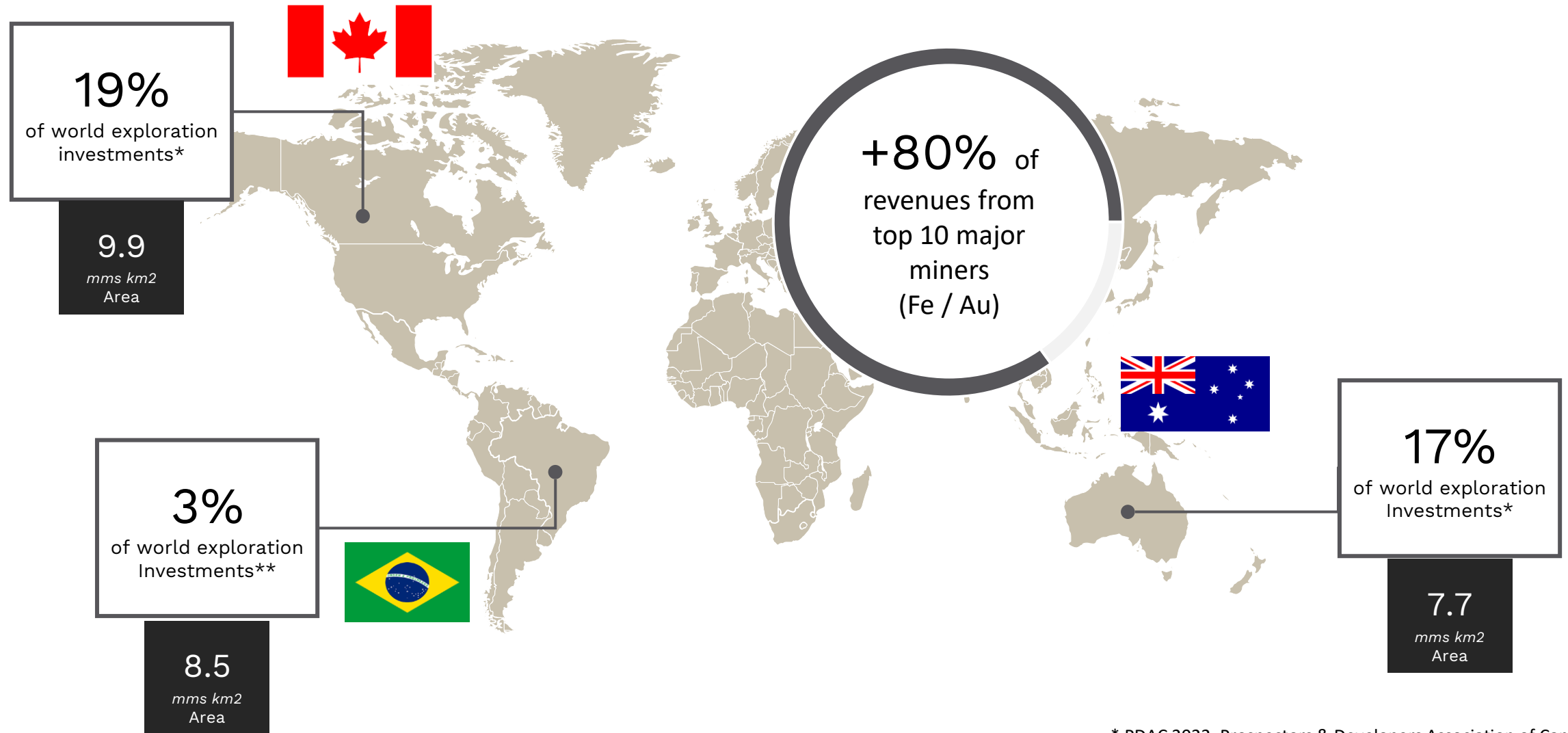


Brazil's position in total world production per commodity:

RANK	COMMODITY
1st	Niobiun
2nd	Iron Ore
2nd	Tantalum
3rd	Bauxite
3rd	Graphite (natural)
4th	Vanadium
5th	Litium
6th	Manganese
7th	Tin
7th	Phosphate

- **Top 10** producer of several key commodities
- **6th mining country** of the world in exports
- **+\$50billion** in revenues from mining in 2021
- **5% of GDP** comes from mining

BRAZIL IS UNDER-EXPLORED AND PRODUCTION IS CONCENTRATED



South America 18mm Km2 / 24%*

* PDAC 2022, Prospectors & Developers Association of Canada.

** In 2019, Source Brazilian Institute of Mining.

ORE INVESTMENTS

- **Gestora Brasileira** de Fundos de Investimentos em Mineração
- Gestora credenciada CVM
- Time com expertise em mineração e exploração mineral
- 1º Fundo: início em Fevereiro de 2020
- Capital total: cerca de R\$300 milhões
- Capital disponível: ~R\$150 milhões + co-investimentos
- 10 anos Fundo-1 com 4 anos de período de investimento

Partners:



Mauro Barros

Founder Partner and CEO
BBA, LLB, MBA University of Toronto
+16 years of experience



Ricardo Lopes

Partner and VP Exploration
Geologist, PMP, MBA FGV
+30 years of experience



Eduardo Cardoso

Partner and CFO
BBA, CGA
+16 years of experience



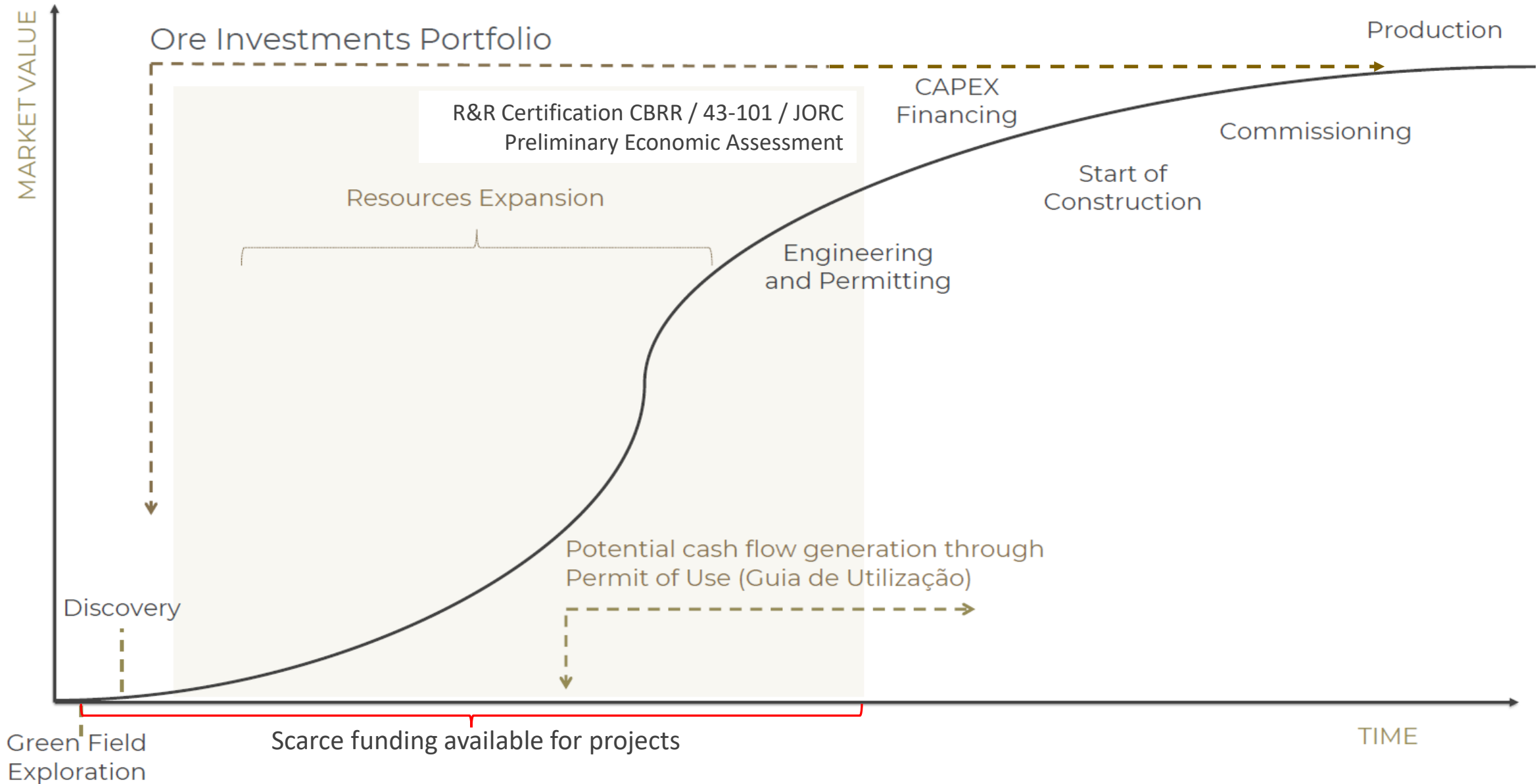
Thiago Bonás

Partner and VP Mineral Resource
Geologist, MSc USP, CBRR
+20 years of experience

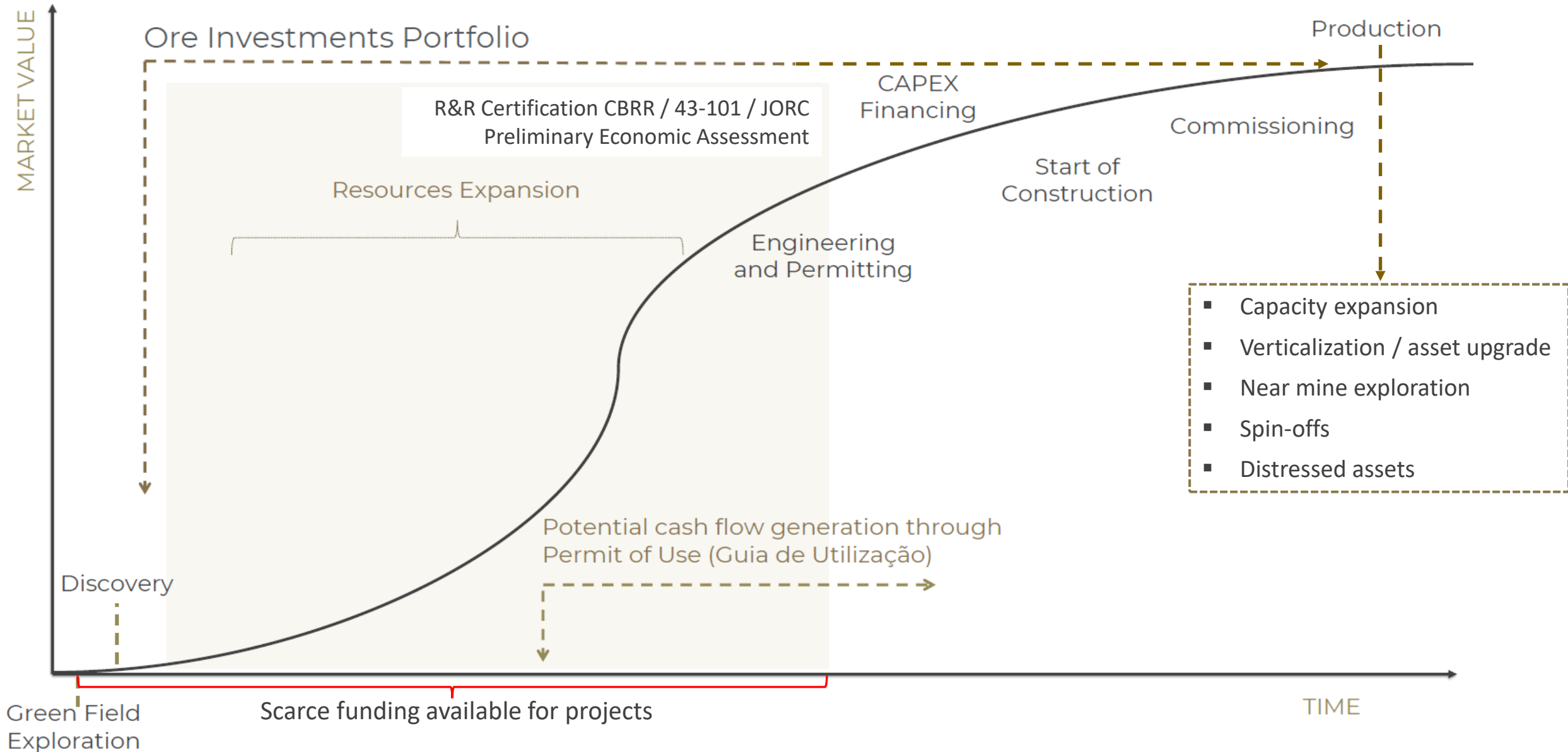
STRATEGY

FOCUS	<ul style="list-style-type: none">▪ From discovery to mine operation▪ Exploration properties and Mid scale mines
APPROACH	<ul style="list-style-type: none">▪ Majority or minority with relevant position in governance▪ Hands-on Management
COMMODITIES	<ul style="list-style-type: none">▪ Gold, Base Metals, Battery Metals, Phosphate, Bulk Commodities▪ Out of thesis: aggregates, dimension stones, gems
PORTFOLIO & DEALS	<ul style="list-style-type: none">▪ <R\$ 25 M >R\$ 250 M

VALUE CREATION

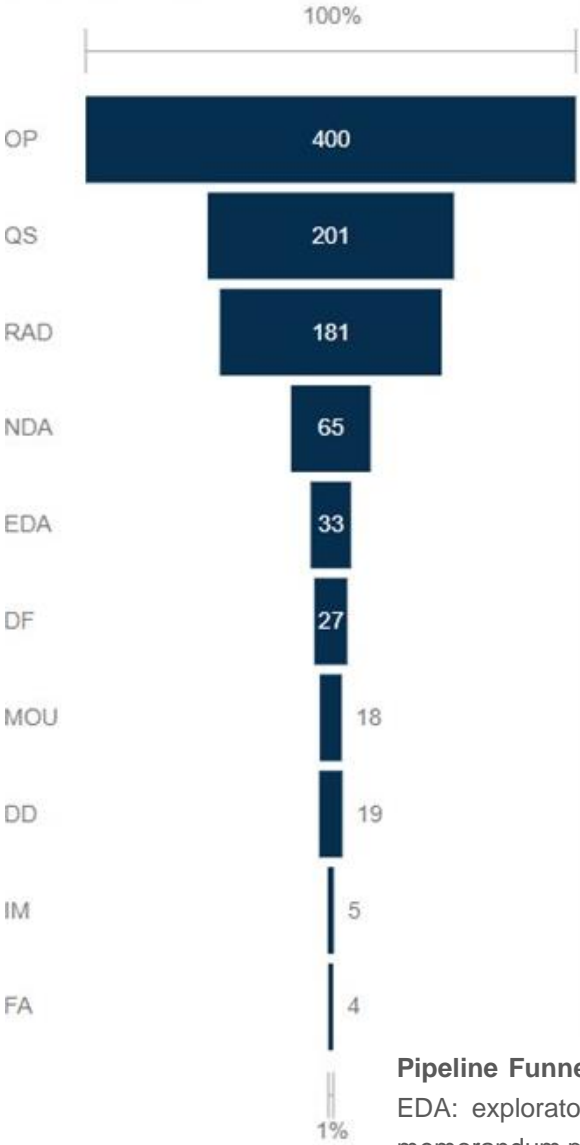


VALUE CREATION

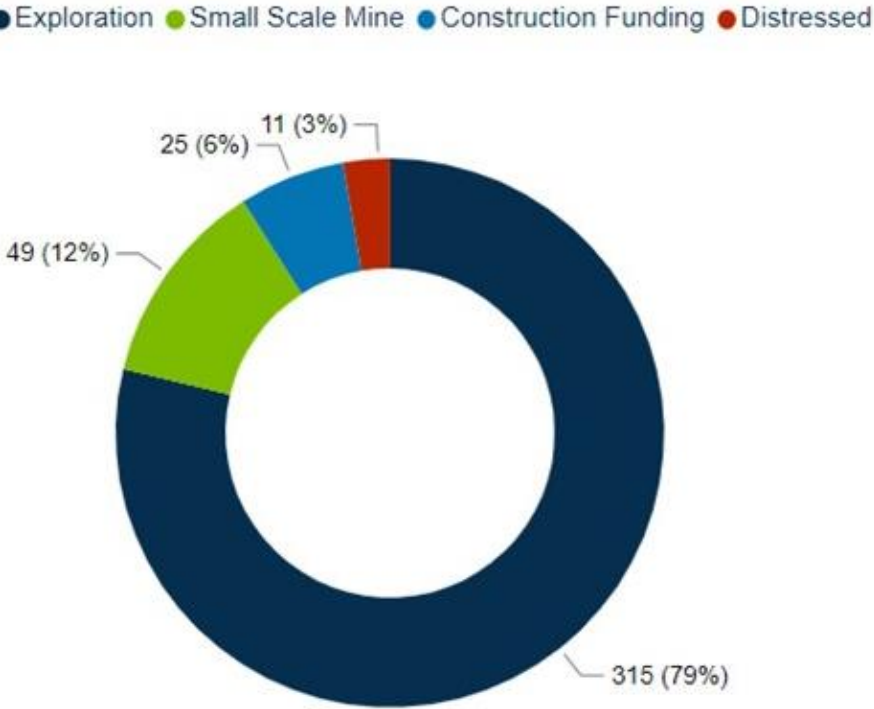
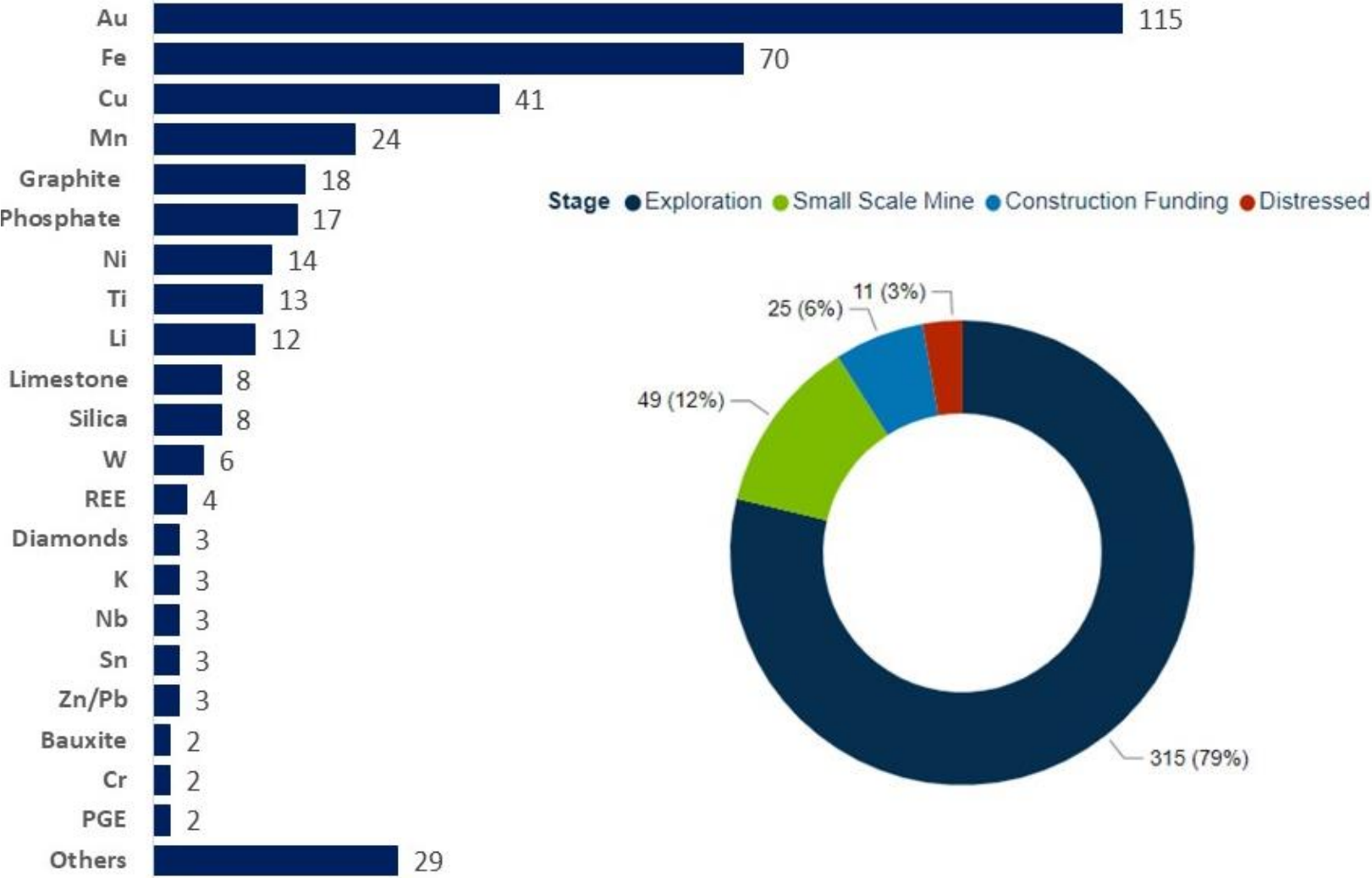


Screening Overview

Funnel



Opportunity by Commodity



Pipeline Funnel: OP: opportunities originated; QS: quick scans; RAD: distances to restricted areas and initial risk analysis; NDA: Non-disclosure agreements signature; EDA: exploratory data analysis; DF: deal financial analysis and initial model; MOU: memorandum of understanding; DD: full due diligence initiated; IM: investment memorandum preparation; FA: final agreements.

Current Portfolio

- Different **Commodities**
- Different asset **Stages**
- Different brazilian **Regions**
- Different transaction **Structures**



Obrigado!

www.oreinvestments.com.br

#SIMEXMIN2022